



City of Cape Girardeau  
Public Works Department  
2007 Southern Expressway  
Cape Girardeau, MO 63703

# Cape Girardeau Automated Recycling & Trash Services



Public Works Department  
2007 Southern Expressway  
Cape Girardeau, Mo. 63703  
Telephone: 573-339-6351  
E-mail:  
[capepublicworks@cityofcapegirardeau.org](mailto:capepublicworks@cityofcapegirardeau.org)

## Small Cart Option

For households with 1 or 2 residents that generate small amounts of trash and recycling, there is an alternative.

### THE SMALL CART OPTION

Includes:

- (1) 48-gallon tan trash cart
- (1) 48-gallon green recycling cart

(Choose one or both)

The monthly charge will remain \$16.75

Notify  
the Public Works Department  
No Later Than

**January 29, 2010**

To receive the smaller carts  
at

**(573) 339-6351**

or

[capepublicworks@cityofcapegirardeau.org](mailto:capepublicworks@cityofcapegirardeau.org)

Also try our Website at  
[www.cityofcapegirardeau.org](http://www.cityofcapegirardeau.org)  
Click "Small Cart Request Form"

### NOTICE!

Upgrading to the standard cart sizes at a later date will require an exchange fee to be applied to your monthly bill.

## The City of Cape Girardeau will improve solid waste services.

Effective **May 1, 2010** the City will change from the traditional method of manual collection and sorted recycling to automated collection and single stream recycling with no increased monthly fee.

Each residential home will be provided with a special wheeled cart for trash and an additional wheeled cart for recyclables. The trash/recycling truck is equipped with a lifting mechanism that will lift the cart, empty the contents into the truck and return the cart to the ground. The operator is not required to leave the truck and will control the collection operation from the cab.

With this new service the monthly rate will remain the same for each residence at \$16.75 per month.

### Special needs


The carts are easy to maneuver due to the design. If a resident is physically unable to take the carts to the curb, they can apply for a special needs pickup.

Residents will need to contact City Hall at 573-339-6322. They will be given a form that their physician will need to fill out and sign. Once that form is completed and returned to City Hall, the Solid Waste Department will transfer the residents' cart from an easily accessible location to the truck and return it when empty.

## Why is automated collection better?

Service improvements and added convenience for residents are provided **while reducing injury to workers by implementing an automated collection system.**

- Residents are no longer required to purchase cans.
- The carts provide a uniform look to our city streets.
- The wheeled carts are easy to roll.
- Blowing lids and trash is reduced because the cart has an attached lid.
- The cart is easy to clean.
- The cart is designed to keep out water, animals and insects.
- The cart is very stable and will not tip over easily or blow in the wind.
- Recycling materials will be collected in a "single stream" which means no more sorting for the residents.
- Automated collection is more efficient, which saves money.
- Automated collection eliminates manual loading of refuse into trucks, which will help to reduce job related injuries.
- Automated collection is a one person per truck operation, removing the need for a collector to ride on the back of the truck thus improving worker safety.



## Automated Cart Information

### Colors

The trash and recycling carts will be easy to distinguish from each other. Residents will receive a tan trash cart and a green recycling cart.



### Sizes

The standard size for the trash cart is 64 gallons. The standard size for the recycling cart is 96 gallons.

Other options include:

1 to 2 person homes may request a 48-gallon trash and a 48-gallon recycling cart. The monthly service charge will remain \$16.75.

Residents generating large amounts of trash weekly may request an additional 64-gallon trash cart after June 1, 2010. The monthly service charge will be \$33.50.



## What can I recycle?

### The following items can be put in your recycling cart:

- Corrugated Cardboard, Grayboard and Chipboard (This includes soda, cereal type boxes, packing boxes and frozen pizza boxes) Break down and flatten to save space in your recycling cart.
- Newspaper, magazines, catalogs, junk mail, residential paper.
- Aluminum, steel, tin cans. If food or drink came in these types of cans, they are recyclable.
- Household plastic containers with a number of 1-7 on the bottom, except #6's. Labels may remain on the containers.
- Plastic shopping bags and newspaper sleeves.



## What can't I recycle?

These items are not recyclable. Do not put these items into your recycling cart:

- Foil lined items like cookie and potato chip bags
- Garbage bags, plastic wrap or waxed paper
- Hardbound books
- Hazardous waste and pesticide containers
- Packing peanuts or bubble wrap
- Paper plates, cups, towels, napkins, tissues, diapers or toilet paper
- Pet food bags
- Photographs
- Pizza boxes (delivery or take out)
- Plastic utensils
- Plastics labeled "PLA"
- Styrofoam
- Take-out food containers
- Wrapping paper

### What about glass?

While glass can still be recycled, glass cannot be put into your recycling cart due to breakage and contamination. The City encourages you to recycle your glass food and beverage containers by providing several convenient drop off locations throughout the City. Those locations include: The Public Works Recycling Center, all City Fire Stations, Arena Park, Osage Center and City Hall.

## What do I do with my old containers?

You have several options for reuse or disposal of your old trash containers:

- Use it to hold yard tools and garden supplies
- Make a rain barrel
- Make it into a compost bin
- Donate it to non profits and schools who do not have automated trash service
- For disposal, you can mark "TAKE CAN" on your containers on your last collection day prior to May 1 and they will be disposed of or recycled for you.

### How do I make a compost bin?

- Clean your trash can and punch holes in it.
- Chop plant debris and place them in the can. Aim for 50% green waste and 50% dry. You can supplement the dry material with newspaper if needed.
- Spray water on the plant material until damp.
- Put the lid on the can.
- Place the filled can on bricks for air-flow.
- Turn the can daily. Lay the can on its side and roll it around for even mixing.
- Add more plant material at any time during the process.
- Keep the compost moist by spraying with water when it starts to dry out.
- Harvest your compost after a month. You can use chicken wire or screen to strain out unfinished compost.

## How to use your new carts

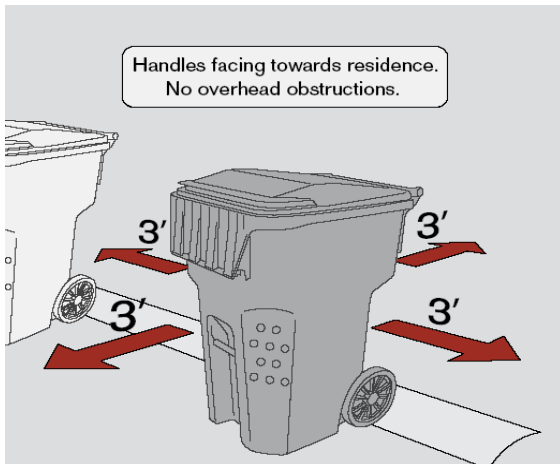
### Cart Placement

Carts must be set out by 6 am on your scheduled collection day.

Place wheeled cart within three feet of the curb or edge of the roadway or where instructed by city personnel. There is a directional arrow on the lid of the cart.

Do not block the sidewalk with the cart.

Keep carts at least three feet away from other carts, mailboxes, parked cars and other obstructions so the truck can access the cart. It is the residents' responsibility to ensure the truck can access the cart. If a cart is not accessible, it will **NOT** be emptied and will be collected the following week.



### 3-FOOT RULE

Keep carts at least **three feet away** from other carts, mailboxes, fire hydrants, low hanging trees or shrubs, parked cars, and utility poles so trucks can easily access the cart.

## General guidelines for cart usage

### Acceptable usage

Only daily household trash should go into the tan trash cart. It is recommended that all trash be placed in plastic bags. All trash must be inside the cart. Items placed outside the cart or protruding from the cart will not be collected. The lid must be closed.

### Not Allowed in Trash Cart

The following items can **not** be placed in the cart:

- Hot ashes or coals
- Household hazardous waste
- Flammable materials such as oil, gas or paint
- Dirt, sod or rock
- Large appliances or furniture
- Concrete or bricks
- Yard waste, limbs & brush


### Damaged or broken carts

Call the Public Works Department at 573-339-6351. We will repair or replace your cart at no charge. Carts damaged due to neglect, abuse or improper use will be replaced at the resident's expense.

## Single Stream Recycling

### What is single stream recycling?

Single stream recycling is a sort-free system. You can place all accepted recyclables (excluding glass) into your green recycling cart. There is no longer a need to sort the materials into separate receptacles.



### Why is my recycling cart bigger than my trash cart?

The City of Cape Girardeau is concerned with the environment. Residents are encouraged to recycle. At least 50% of the trash collected on a weekly basis is recyclable. Bigger carts will make it easier and more convenient to recycle all materials accepted by the City especially the bulky materials such as cardboard and plastic containers.